


# Series 610 Single-Hung Window



## Build Better

**CLASSIC LINE:** High-quality moving glass walls and windows that combine exceptional performance with clean design.

# Series 610 Single-Hung Window

The Series 610 Single-Hung Window features a fixed top sash and vertically sliding bottom sash for ventilation. The Series 610 offers a design pressure rating for commercial applications such as luxury hotels and resorts, office spaces, and multi-family housing. Designed with a 4.5" frame depth, it can be integrated with our hinged doors, sliding doors, and fixed window walls for maximum views and ventilation. It is available with a maximum vent size of 48" in width and 36" in height and frame height up to 96". The window is tested for air, water, and structural performance and is certified by the NFRC and AAMA.

## ENERGY EFFICIENCY

A .49 U-value for standard low-E, dual-pane glass gives the window excellent energy efficiency. Glass can be customized in a variety of coatings, tints, and thicknesses for improved privacy, protection, and thermal efficiency. The thermally broken aluminum frame provides an insulating barrier that increases energy performance.

## FEATURES

The single-hung window can be mullered to most of our product lines. This male/female mulling feature is unique in aluminum fenestration products, and it eliminates the need for operable inserts while maximizing glass and narrowing sightlines. Spiral balancers provide better adjustability and smoother operation. A T-lock engages an integrated strike in the frame's meeting rail. Durable aluminum-frame screens complement the window's clean, contemporary style. Screen frames match the window frame's color.


## FINISHES AND COLORS

Finishes are available in-stock or as designer selections, and they can be customized to match nearly any color. Bronze Anodized and Satin Anodized come standard with a Class 1 coating thickness for increased smoothness and durability. Our designer colors include a high-quality paint finish that conforms to a minimum rating of AAMA-2605, currently the highest rating for organic finishes.

## PERFORMANCE

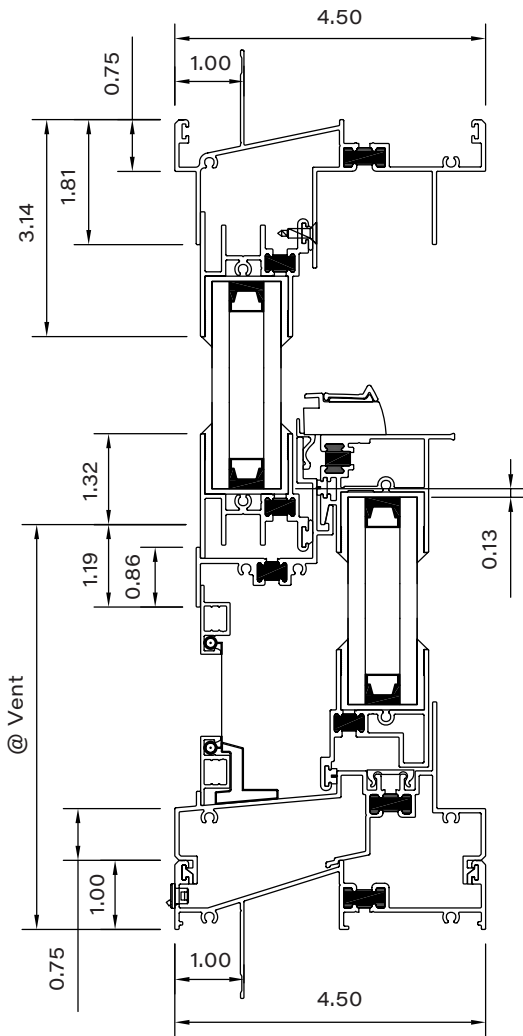
Frame Depth	4 1/2"
AAMA Product Designation (AAMA/WDMA/CSA101/I.S.2/A440 Designation)	LC-PG50-48x76-H
Test Configuration	48" x 76" O/X
Air Infiltration (Per ASTM E 283)	.25 cfm/sf @1.57 psf
CSA A440 Air	N/A
Water Resistance (Per ASTM E 547)	10 psf
Uniform Load Deflection (Per ASTM E 330)	50 psf
Uniform Load Structural (Per ASTM E 330)	75 psf
Forced Entry Resistance	ASTM F588 Type A Grade 10 and CAWM 301 Type I
U-Factor (Per NFRC 100)*	0.49
CR (Per NFRC 500)*	34
CRF Frame (Per AAMA 1503)	N/A

Actual values may vary depending on product specifications and configuration.  
\*Glass Makeup = 1" OA E366/Argon/Clear

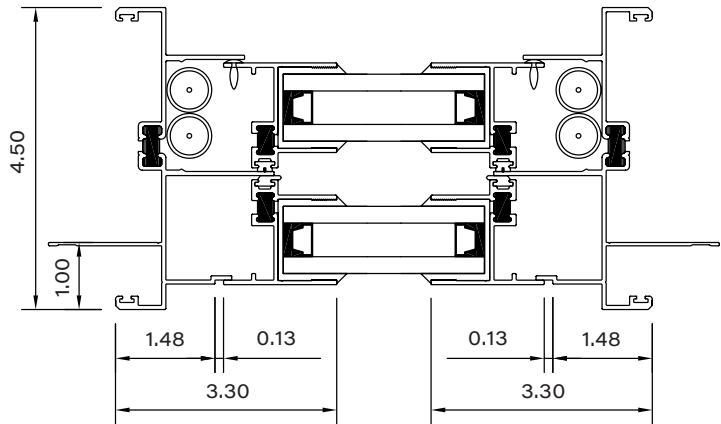


Series 610 Single-Hung Window

# Series 610 Single-Hung Window



vertical section single hung  
1.00" nail-fin frame



horizontal section single hung  
1.00" nail-fin frame